


Eportfolio tutorials

Evaluation



The evidence that you prepare in your eportfolio may be evaluated if the teacher asks you. The evaluation process is very simple and completely confidential between the teacher and the student.

send to evaluate


submitted to evaluation

evaluated

interior design - room
 Portability
 Amalia Amaral
 Created: 2016-07-12 23:31
 Modified: 2017-03-04 23:23
 Organization: DIDAL Grup d'Innovació Docent
 Area: Design
 Collections: Trabajos audiovisuales
 Published in: Public

submitted to evaluation 📄 🔗 0 👍 0 💬 ★ 📌

INTERIOR 3D VIEW & COLOR STUDY



#b8bbab #ac997d #6c6e68


🔒 collections ▾

El Pabellón Mies Van der Rohe
 Portability
 Amalia Amaral
 Created: 2016-07-14 15:58
 Modified: 2017-02-18 19:56
 Organization: DIDAL Grup d'Innovació Docent
 Area: Design
 Published in: Public

evaluated 📄 🔗 0 👍 0 💬 ★ 📌

El Pabellón Van der Rohe

Blc: Ludwig Mies van der Rohe



El minimalismo "less is more"

🔒 collections ▾

VERY IMPORTANT

Remember that once you have sent the evidence for evaluation, it will be blocked and you will not be able to change it or undo the sending.

If you need to resubmit your evidence for any reason, you must create it again and repeat the process.

Follow these five steps to send work for evaluation.

1. Access the "MY MANAGER" menu and search for the evidence that you want to send for assessment. Click on the button "send for evaluate."


send to evaluate

The screenshot displays the mydocumenta interface. At the top, there is a navigation bar with 'mydocumenta' in the center, 'EN' on the left, and a user profile for 'Amalia Amaral' on the right. Below this is a secondary navigation bar with 'MY PROFILE', 'MY MANAGER', 'MY COMMUNITY', and 'MY ORGANIZATION' on the left, and 'PORTABILITY APP' and 'RESOURCE LIBRARY' on the right. The main content area shows three historical anatomical drawings. Below the drawings is a user profile for 'Amalia Amaral', an alumna of the Universitat de Barcelona, with a bio: 'Alumna del Grau de Comunicació Audiovisual de la Universitat de Barcelona. Apassionada del multimèdia, el gravat i el vídeo.' A red circle highlights the 'send to evaluate' button in the bottom left corner of the interface. Below the main content, there is a 'Multi-media' section with '1 of 1 content(s) + SEE ALL CONTENTS'. The first item is a video titled 'Cor Estrafolari en 3D' by Amalia Amaral, created on 2016-07-12 and modified on 2017-01-13. The video player shows a 3D model of a heart. At the bottom of the video player, there is a 'send to evaluate' button, which is circled in red, along with icons for information, share, likes, comments, and a star. A 'collections' dropdown menu is visible in the bottom right corner.

2. This window will open, where you have to:

- a) Select the Classroom you want to link the work to (compulsory).
- b) Select the Activity or Area (compulsory).
- c) You may if you wish write a message that will be sent with the work.

Submitting work to be evaluated


Student/s  Amalia Amaral


Title Estudis de moviment I.jpg

Created: 12-07-2016 20:54 Modified: 12-01-2017 16:52

I & A 2015-16 Design

Assigned Teacher

 Lis Costa

 Cris Casanova

Add a comment (Optional)

Once you have submitted the content to be evaluated, it will be blocked and pending for evaluation.

You will receive a notice once your teacher has completed the evaluation.

VERY IMPORTANT

Remember that once you have sent the evidence for evaluation, it will be blocked and you will not be able to change it or undo the sending. If you need to resubmit your evidence for any reason, you must create it again and repeat the sending process with the new evidence.

submitted to evaluation



3. The evidence you have in the assessment process appears marked with a red padlock and the "submitted to evaluation" button.

interior design - room
Portabily

Amalia Amaral
Created: 2016-07-12 23:31
Modified: 2017-03-04 23:23
Organization: DIDAL Grup d'Innovació Docent
Area: Design
Collections: Trabajos audiovisuales
Published in: Public

INTERIOR 3D VIEW & COLOR STUDY

#b8bbab #ac997b #606668

submitted to evaluation

collections

evaluated



4. When the teacher has evaluated your evidence, you will see the green padlock icon and the "evaluated" button.

El Pabellón Mies Van der Rohe
Portabily

Amalia Amaral
Created: 2016-07-14 15:58
Modified: 2017-02-18 19:56
Organization: DIDAL Grup d'Innovació Docent
Area: Design
Published in: Public

El Pabellón Van der Rohe

Die Ludwig Mies van der Rohe

El minimalismo "less is more"

evaluated

collections

evaluated

5. Clicking on the “evaluated” button opens the “Evaluation results” window

Evaluation results

Student/s  Amalia Amaral

Title El Pabellón Mies Van der Rohe

Created: 14-07-2016 15:58 Modified: 18-02-2017 19:56

I & A 2015-16 Design

Assigned Teacher

 Cris Casanova

Evaluation results (number) 7

Evaluation result (letter) c+

Good work. But you must pay more attention to the quality of the images.

Received date: 19-02-2017 22:56

Date de l'évaluation: 20-02-2017 01:41

Evaluated evidence is blocked and cannot be modified or deleted.

